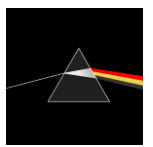


# TECHNICAL and HOSPITALITY RIDER



## Tribute band 'a Pink Floyd experience' (hereinafter aPFe)

**PLEASE ALWAYS TOUR WEBSITE FOR THE LATEST VERSION**

Requirements to guarantee a professional show. If this is not possible: no problem (!), but please consult APFE *in advance* about this.

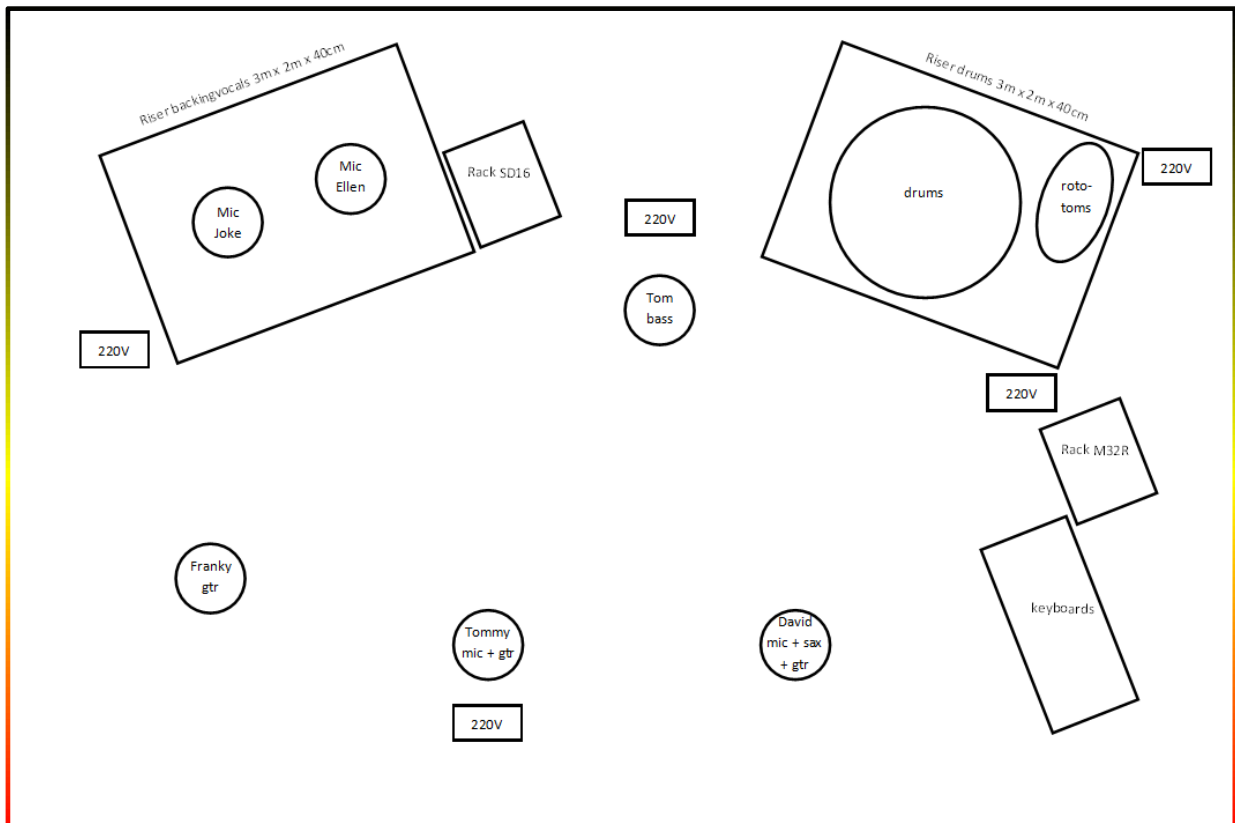
### STAGE / BACKSTAGE / DRESSING ROOM

STAGE:

- minimum dimensions: 10 meters wide - 6 meters deep - 4.5 meters high (back of stage where projection screen will be installed)
- 1 drum riser: minimum 3m x 2m and 30 to 40 cm high
- 1 riser for backing singers with the same dimensions as the drum riser
- black backdrop across the entire width of the stage
- please do not place the FOH speakers on stage

The podium must be free, clean and easily accessible on arrival.

If the concert is planned in the open air, the organizer will provide sufficient and safe protection against the weather conditions (wind, rain, cold, heat, etc.) and the stage must therefore be completely covered and with closed back and sides. Ditto for the location for a mix of sound and light centrally in front of the stage.



**Backstage** there is a material room (not accessible to the public and protected against weather conditions) to store suitcases, flight cases and other material.

**Changing room:** 2 separate lockable changing rooms (1 for the ladies and 1 for the men) that are large enough for the number of band members and the technical crew.

## POWER SUPPLY

**At the FOH mixing:** 1 power connection with socket with at least 4 sockets.

**On stage:** grounded power for the instruments in at least 5 places (see stage setup).

These items will be available on stage and FOH mixing room upon arrival of aPFe.

## SOUND

**aPFe always works with:**

- Own FOH sound engineer
- Own digital mixer for monitoring (**Midas M32R + Behringer SD16**)
- Own in-ear monitor systems for all group members (exception see below under remark wireless equipment)
- Own prepared stage cabling for all instruments

Everything is plugged directly into the racks M32R and SD16 (placement see stage plan) where split possibilities are provided by aPFe for connection to the stage block of the sound company according to the labeling below:

*aPFe uses a minimum of 2 to a maximum of 10 wireless devices (micros and in ears) on stage. **To prevent disturbances and interference, we explicitly ask that during the performance of aPFe, all wireless equipment that is not strictly necessary for the proper functioning of the sound system is completely turned off OR, after prior arrangement, all wireless equipment including cabling for the band is provided.***

**Organizer provides:**

- Sufficiently powerful power amplification adapted and suitable for the concert venue
- Measuring equipment for dB measurements: ALWAYS set up at the FOH position with measuring microphone at public height!
- FOH mixer analog or digital with at least 40 free channels (exact inputs list and list of compressors/gates to be discussed with the sound engineer of aPFe)
- Micros of renowned brands and types as usual in the professional sound world (+ cables and tripods/clips)
  - Kick
  - Snare top
  - Snare bottom
  - Hihat
  - Tom 1
  - Tom 2
  - Tom 3
  - Overhead L
  - Overhead R
  - Rototoms L
  - Rototoms R
  - 5 x vocals
- Cables for connecting analog splices and direct outs aPFe to the patchblock of the PA company (see inputs list on last page) - **please provide 5 x 8-channel and 2 x 4-channel snakes for quick cabling**
- Talkback micro FOH mixer is plugged into M32R rack (see inputs list on last page)

## VIDEO PROJECTION

To guarantee a credible Pink Floyd show, aPFe always works with midi-controlled video projection. Everything is output from the stage via laptop (with Arkoas Grand VJ software) to a projection medium via HDMI (or VGA) cable.

- The organizer provides a projection surface and a sufficiently powerful video projector or an LED video wall with an associated (and sufficiently long) HDMI (or VGA) cable to the M32R rack (see stage set-up).
- If budget is feasible and with the exception of festivals where several bands require a screen, preferably a round video screen with a minimum diameter of 3 meters
- If a round screen is not feasible, a square or rectangular screen, with a minimum height of 3 meters on which we project circular images, can do the job
- In both cases, if the height above the stage allows, the screen is mounted with the bottom at a height of at least 1.5 meters above the stage
- The organizer (or his supplier) ensures that someone is present who can provide the necessary technical assistance to make the correct adjustment of the video projection

## LIGHTING

*The sky is the limit* ... but we consider the things below to be minimum requirements to deliver a professional looking light show:

### BACK

- 6 x moving head beam
- 2 x laser (minimum Laserworld DS1000)
- 4 x moving head beam floor
- 6 x multi color par floor

### MID

- 2 x moving head beam
- 4 x blinder

### FRONT (on windups or truss)

- 6 x par 64 crossed over the stage for optimal video projection results
- 4 x moving head wash floor

### FOGGER

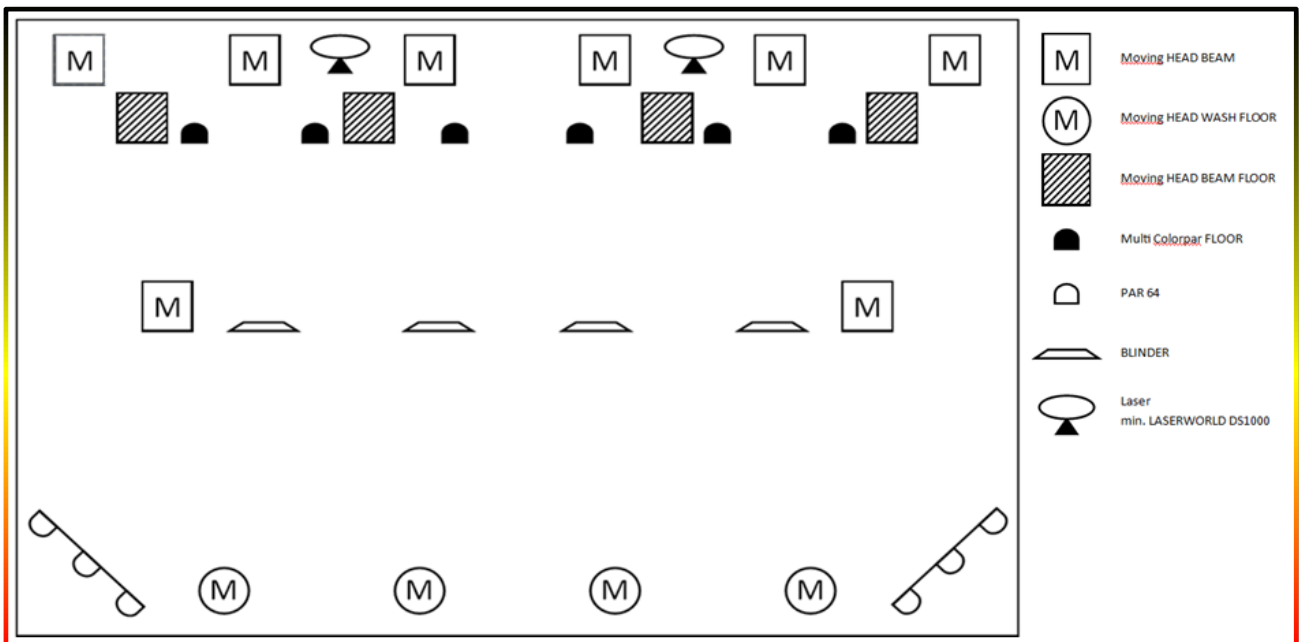
Essential for a good result of the light show, but to be used evenly and sparingly to guarantee the visibility of the video projection.

**Video projection is a very important “stage decoration” element. *Please keep this in mind when setting up and operating the lighting devices!!!***

**LIGHT ENGINEER:** competent, motivated ... and **to be provided by the organizer/supplier!**

Advice/question: please stick to the basic colors used in the projected video images to get cohesion between lights and images.

On arrival aPFe will provide the light engineer with the necessary information regarding color choice and special effects combined with our playlist.



**The organizer (or his supplier) provides a list of all to APFE available gear (sound, lighting, video) at least one week before the concert.**

**CONTACT**

**Sound:** Willem De Rijdt (+32 496 12 22 40) – [willem@klinktals.com](mailto:willem@klinktals.com)

**Stage and video tech:** Geert Van Renterghem (+32 475 79 60 37) – [geert@apfe.be](mailto:geert@apfe.be)

## **CATERING**

The catering (drinks & meals) for the band members and technicians are at the expense of the organiser, and this for the entire stay of aPFe at the place of the performance (preparation of material, sound check, performance, stay after performance). The organizer also provides chilled soft drinks in the dressing room and on stage.

## **ACCOMMODATION**

For performances at a distance of 150 km or more from home base Herne, the client provides the option of overnight accommodation based on hotel and breakfast for a maximum of 12 people. The correct number is always discussed in advance.

# aPFe INPUTS LIST

From SD16 between risers 26 x XLR		
channel FOH	source	26 x split
1	kick	SD16 - 1
2	snare T	SD16 - 2
3	snare B	SD16 - 3
4	hh	SD16 - 4
5	floor tom	SD16 - 5
6	low tom	SD16 - 6
7	mid tom	SD16 - 7
8	free	SD16 - 8
9	oh L	SD16 - 9
10	oh R	SD16 - 10
11	rototoms L	SD16 - 11
12	rototoms R	SD16 - 12
19	gtr Franky L	SD16 - 13
20	gtr Franky R	SD16 - 14
21	gtr Tommy L	SD16 - 15
22	gtr Tommy R	SD16 - 16
25	mic Tommy	M32R 1
26	mic David	M32R 2
27	mic Ellen	M32R 3
28	mic Joke	M32R 4
29	mic Lotte	M32R 5
30	mic sax	M32R 6
17	bass L	M32R 7
18	bass R	M32R 8
23	gtr David L	M32R 9
24	gtr David R	M32R 10





**From M32R right of the drum riser 11 x XLR**

channel FOH	source	8 x direct out
15	BT L	XLR out 1
16	BT R	XLR out 2
33	rev lead vox L	XLR out 3
34	rev lead vox R	XLR out 4
35	delay lead vox L	XLR out 5
36	delay lead vox R	XLR out 6
37	rev drums L	XLR out 7
38	rev drums R	XLR out 8
channel FOH	source	3 x split
13	keys L	AUX in 3 split
14	keys R	AUX in 4 split
32	talkback mon mixer	talkback split
channel MON	source	
TB	Talkback FOH	

